



Academic Achievement Battery™ (AAB™)

Comprehensive Form

Generated by **PARiConnect**

Score Report

by Melissa A. Messer, MHS, and PAR Staff

Client Information








Client name: Sample Client
Client ID: SC
Gender: (not specified)
Age: 6:7
Date of birth: 05/04/2010
Test date: 12/27/2016
Grade/Education: 1st
Normative Group: Age

This report is confidential and is intended for use by qualified professionals only as defined in the AAB Comprehensive Form Professional Manual (Messer, 2014). It is strongly recommended that the AAB Comprehensive Form test result are considered to be one piece of data among many others. The scores in this report should be interpreted in the context of as many relevant background factors and additional sources of information regarding the examinee as possible.

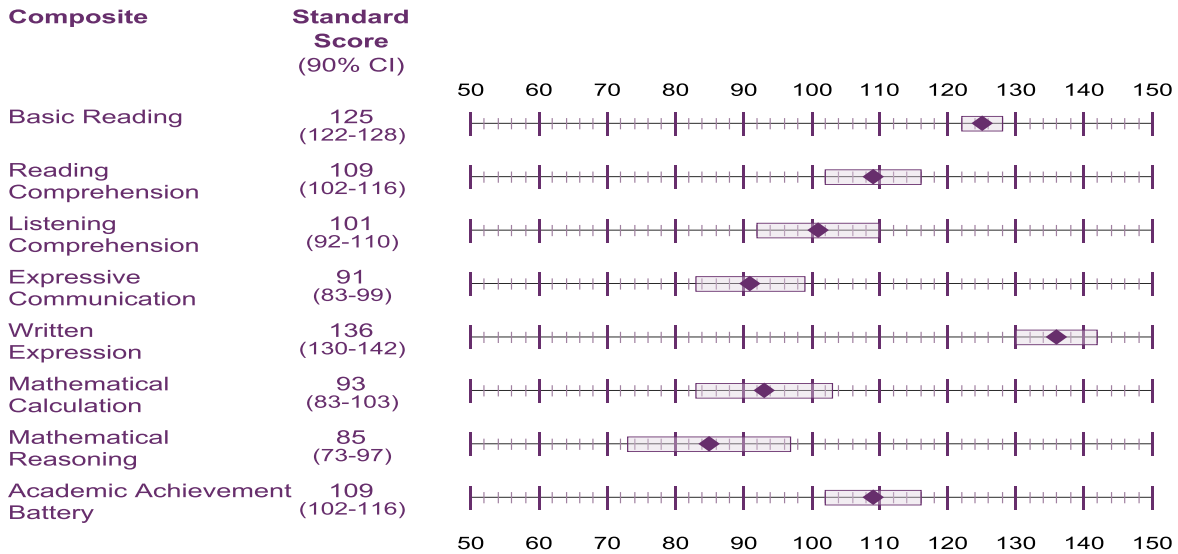
PAR • 16204 N. Florida Ave. • Lutz, FL 33549 • 1.800.331.8378 • www.parinc.com

Copyright © 2014 by PAR. All rights reserved. May not be reproduced in whole or in part in any form or by any means without written permission of PAR.

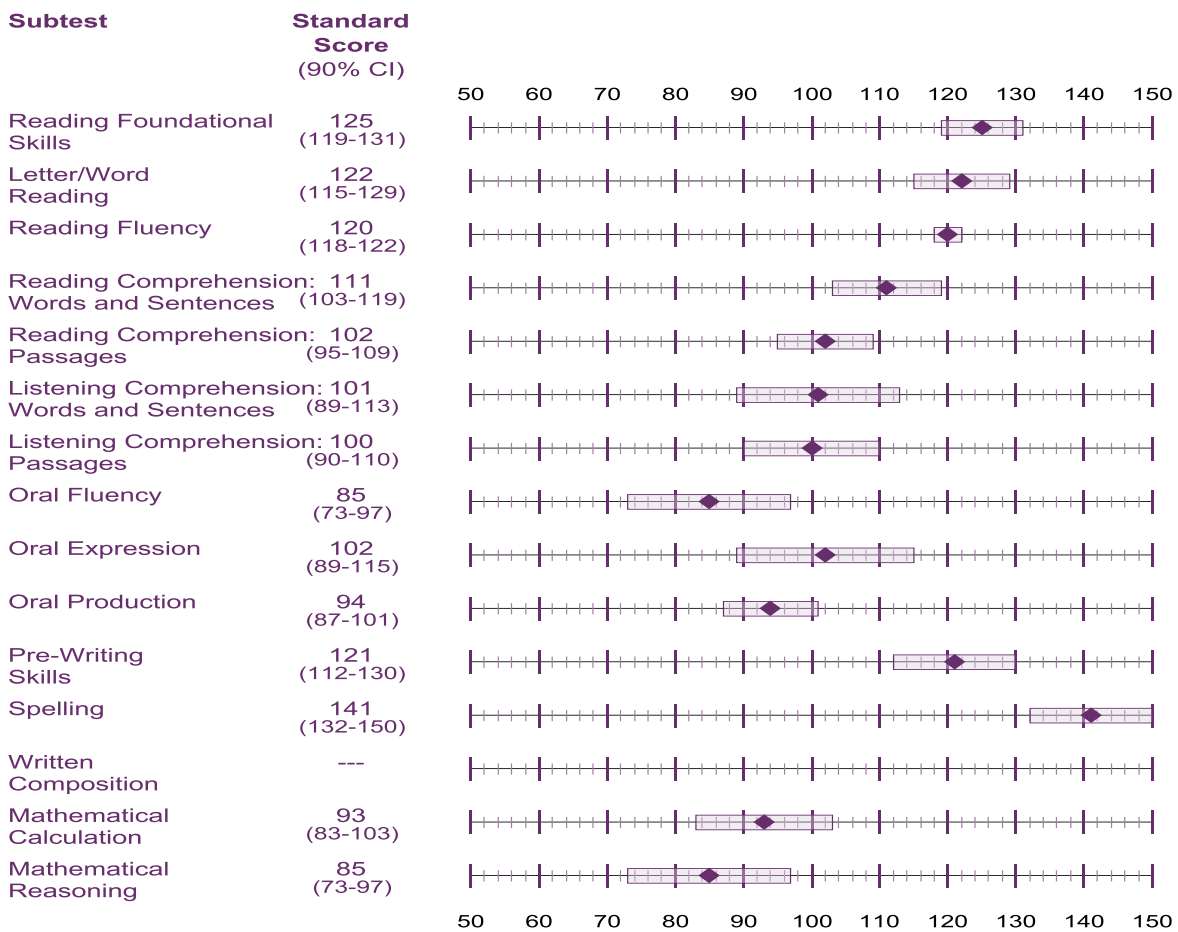
Version: 2.0

Score Summary Table				
Normative Group: Age				
Subtest/composite	Raw Score	Standard Score/ Sum of Standard Scores	Composite Standard Score	%ile
Reading Foundational Skills (RFS)	32	125		95
Letter/Word Reading (LWR)	34	122		93
Reading Fluency (RF)	95	120		91
 Basic Reading (BRC)		367	→ 125	95
Reading Comprehension: Words and Sentences (RC: WS)	15	111		77
Reading Comprehension: Passages (RC: P)	14	102		55
 Reading Comprehension (RCC)		213	→ 109	73
Listening Comprehension: Words and Sentences (LC: WS)	12	101		53
Listening Comprehension: Passages (LC: P)	18	100		50
 Listening Comprehension (LCC)		201	→ 101	53
Oral Fluency (OF)	6	85		16
Oral Expression (OE)	10	102		55
Oral Production (OP)	18	94		34
 Expressive Communication (ECC)		281	→ 91	27
Pre-Writing Skills (PWS)	14	121		92
Spelling (SP)	27	141		99.7
Written Composition (WC)	---	---		---
 Written Expression (WEC)		262	→ 136	99
Mathematical Calculation (MC)	15	93		32
 Mathematical Calculation (MCC)		93	→ 93	32
Mathematical Reasoning (MR)	10	85		16
 Mathematical Reasoning (MRC)		85	→ 85	16
Sum of Composite Standard Scores			740	
Academic Achievement Battery (AABC)			109	73

Composite Score Profile



Subtest Score Profile



Composite Discrepancies				
AABC				
Standard Score: 109				
Composite	Standard Score	Absolute Difference	Significance Level	% of Sample
Basic Reading	125	16	.01	>15%
Reading Comprehension	109	0	<i>ns</i>	>15%
Listening Comprehension	101	8	<i>ns</i>	>15%
Expressive Communication	91	18	.01	>15%
Written Expression	136	27	.01	≤5%
Mathematical Calculation	93	16	.01	>15%
Mathematical Reasoning	85	24	.01	≤10%

Additional Discrepancies				
Composite	Standard Score	Absolute Difference	Significance Level	% of Sample
Basic Reading	125			
Reading Comprehension	109	16	.01	>15%
Listening Comprehension	101	24	.01	≤15%
Expressive Communication	91	34	.01	≤10%
Written Expression	136	11	.01	>15%
Mathematical Calculation	93	32	.01	≤10%
Mathematical Reasoning	85	40	.01	≤5%
Reading Comprehension	109			
Basic Reading	125	16	.01	>15%
Listening Comprehension	101	8	.15	>15%
Expressive Communication	91	18	.01	>15%
Written Expression	136	27	.01	≤10%
Mathematical Calculation	93	16	.01	>15%
Mathematical Reasoning	85	24	.01	≤15%
Listening Comprehension	101			
Basic Reading	125	24	.01	≤15%
Reading Comprehension	109	8	.15	>15%
Expressive Communication	91	10	.15	>15%
Written Expression	136	35	.01	≤10%
Mathematical Calculation	93	8	<i>ns</i>	>15%
Mathematical Reasoning	85	16	.05	>15%
Expressive Communication	91			
Basic Reading	125	34	.01	≤10%
Reading Comprehension	109	18	.01	>15%
Listening Comprehension	101	10	.15	>15%
Written Expression	136	45	.01	≤5%

Additional Discrepancies				
Composite	Standard Score	Absolute Difference	Significance Level	% of Sample
Mathematical Calculation	93	2	<i>ns</i>	>15%
Mathematical Reasoning	85	6	<i>ns</i>	>15%
Written Expression	136			
Basic Reading	125	11	.01	>15%
Reading Comprehension	109	27	.01	≤10%
Listening Comprehension	101	35	.01	≤10%
Expressive Communication	91	45	.01	≤5%
Mathematical Calculation	93	43	.01	≤5%
Mathematical Reasoning	85	51	.01	≤1%
Mathematical Calculation	93			
Basic Reading	125	32	.01	≤10%
Reading Comprehension	109	16	.01	>15%
Listening Comprehension	101	8	<i>ns</i>	>15%
Expressive Communication	91	2	<i>ns</i>	>15%
Written Expression	136	43	.01	≤5%
Mathematical Reasoning	85	8	.10	>15%
Mathematical Reasoning	85			
Basic Reading	125	40	.01	≤5%
Reading Comprehension	109	24	.01	≤15%
Listening Comprehension	101	16	.05	>15%
Expressive Communication	91	6	<i>ns</i>	>15%
Written Expression	136	51	.01	≤1%
Mathematical Calculation	93	8	.10	>15%

Subtest Discrepancies

	Reading Foundational Skills	Letter/Word Reading	Reading Fluency	Reading Comprehension: Words and Sentences	Reading Comprehension: Passages	Listening Comprehension: Words and Sentences	Listening Comprehension: Passages	Oral Fluency	Oral Expression	Oral Production	Pre-Writing Skills	Spelling	Written Composition	Mathematical Calculation	Mathematical Reasoning
Reading Foundational Skills															
Letter/Word Reading	ns														
Reading Fluency	ns	ns													
Reading Comprehension: Words and Sentences	.05	.10	.15												
Reading Comprehension: Passages	.01	.01	.01	ns											
Listening Comprehension: Words and Sentences	.01	.01	.05	ns	ns										
Listening Comprehension: Passages	.01	.01	.01	ns	ns	ns									
Oral Fluency	.01	.01	.01	.01	.05	.10	.10								
Oral Expression	.01	.01	.01	ns	ns	ns	ns	.10							
Oral Production	.01	.01	.01	.05	ns	ns	ns	ns	ns						
Pre-Writing Skills	ns	ns	ns	.15	.01	.05	.01	.01	.01	.01					
Spelling	.01	.01	.01	.01	.01	.01	.01	.01	.01	.01	.01				
Written Composition	---	---	---	---	---	---	---	---	---	---	---	---			
Mathematical Calculation	.01	.01	.01	.01	ns	ns	ns	ns	ns	ns	.01	.01	---		
Mathematical Reasoning	.01	.01	.01	.01	.01	.05	.05	ns	.05	ns	.01	.01	---	.15	

Note. This table provides an overview of the subtest-to-subtest discrepancies. The tables following this provide information regarding the subtest standard scores, score differences, and the prevalence among the standardization sample. To jump to a specific subtest comparison click on the appropriate cell in the matrix above.

Reading Foundational Skills				
Standard Score: 125				
(Return to Grid)				
Subtest	Standard Score	Absolute Difference	Significance Level	% of Sample
Reading Foundational Skills	125			
Letter/Word Reading	122	3	<i>ns</i>	>15%
Reading Fluency	120	5	<i>ns</i>	>15%
Reading Comprehension: Words and Sentences	111	14	.05	>15%
Reading Comprehension: Passages	102	23	.01	>15%
Listening Comprehension: Words and Sentences	101	24	.01	>15%
Listening Comprehension: Passages	100	25	.01	>15%
Oral Fluency	85	40	.01	≤5%
Oral Expression	102	23	.01	>15%
Oral Production	94	31	.01	>15%
Pre-Writing Skills	121	4	<i>ns</i>	>15%
Spelling	141	16	.01	>15%
Written Composition	---	---	---	---
Mathematical Calculation	93	32	.01	≤10%
Mathematical Reasoning	85	40	.01	≤5%

Letter/Word Reading				
Standard Score: 122				
(Return to Grid)				
Subtest	Standard Score	Absolute Difference	Significance Level	% of Sample
Reading Foundational Skills	125	3	<i>ns</i>	>15%
Letter/Word Reading	122			
Reading Fluency	120	2	<i>ns</i>	>15%
Reading Comprehension: Words and Sentences	111	11	.10	>15%
Reading Comprehension: Passages	102	20	.01	>15%
Listening Comprehension: Words and Sentences	101	21	.01	>15%
Listening Comprehension: Passages	100	22	.01	>15%
Oral Fluency	85	37	.01	≤10%
Oral Expression	102	20	.01	>15%
Oral Production	94	28	.01	>15%
Pre-Writing Skills	121	1	<i>ns</i>	>15%
Spelling	141	19	.01	≤10%
Written Composition	---	---	---	---
Mathematical Calculation	93	29	.01	≤15%
Mathematical Reasoning	85	37	.01	≤5%

Reading Fluency				
Standard Score: 120				
(Return to Grid)				
Subtest	Standard Score	Absolute Difference	Significance Level	% of Sample
Reading Foundational Skills	125	5	<i>ns</i>	>15%
Letter/Word Reading	122	2	<i>ns</i>	>15%
Reading Fluency	120			
Reading Comprehension: Words and Sentences	111	9	.15	>15%
Reading Comprehension: Passages	102	18	.01	>15%
Listening Comprehension: Words and Sentences	101	19	.05	>15%
Listening Comprehension: Passages	100	20	.01	>15%
Oral Fluency	85	35	.01	≤10%
Oral Expression	102	18	.01	>15%
Oral Production	94	26	.01	>15%
Pre-Writing Skills	121	1	<i>ns</i>	>15%
Spelling	141	21	.01	>15%
Written Composition	---	---	---	---
Mathematical Calculation	93	27	.01	≤15%
Mathematical Reasoning	85	35	.01	≤10%

Reading Comprehension: Words and Sentences				
Standard Score: 111				
(Return to Grid)				
Subtest	Standard Score	Absolute Difference	Significance Level	% of Sample
Reading Foundational Skills	125	14	.05	>15%
Letter/Word Reading	122	11	.10	>15%
Reading Fluency	120	9	.15	>15%
Reading Comprehension: Words and Sentences	111			
Reading Comprehension: Passages	102	9	<i>ns</i>	>15%
Listening Comprehension: Words and Sentences	101	10	<i>ns</i>	>15%
Listening Comprehension: Passages	100	11	<i>ns</i>	>15%
Oral Fluency	85	26	.01	>15%
Oral Expression	102	9	<i>ns</i>	>15%
Oral Production	94	17	.05	>15%
Pre-Writing Skills	121	10	.15	>15%
Spelling	141	30	.01	≤15%
Written Composition	---	---	---	---
Mathematical Calculation	93	18	.01	>15%
Mathematical Reasoning	85	26	.01	≤10%

Reading Comprehension: Passages				
Standard Score: 102				
(Return to Grid)				
Subtest	Standard Score	Absolute Difference	Significance Level	% of Sample
Reading Foundational Skills	125	23	.01	>15%
Letter/Word Reading	122	20	.01	>15%
Reading Fluency	120	18	.01	>15%
Reading Comprehension: Words and Sentences	111	9	<i>ns</i>	>15%
Reading Comprehension: Passages	102			
Listening Comprehension: Words and Sentences	101	1	<i>ns</i>	>15%
Listening Comprehension: Passages	100	2	<i>ns</i>	>15%
Oral Fluency	85	17	.05	>15%
Oral Expression	102	0	<i>ns</i>	>15%
Oral Production	94	8	<i>ns</i>	>15%
Pre-Writing Skills	121	19	.01	>15%
Spelling	141	39	.01	≤5%
Written Composition	---	---	---	---
Mathematical Calculation	93	9	<i>ns</i>	>15%
Mathematical Reasoning	85	17	.01	>15%

Listening Comprehension: Words and Sentences				
Standard Score: 101				
(Return to Grid)				
Subtest	Standard Score	Absolute Difference	Significance Level	% of Sample
Reading Foundational Skills	125	24	.01	>15%
Letter/Word Reading	122	21	.01	>15%
Reading Fluency	120	19	.05	>15%
Reading Comprehension: Words and Sentences	111	10	<i>ns</i>	>15%
Reading Comprehension: Passages	102	1	<i>ns</i>	>15%
Listening Comprehension: Words and Sentences	101			
Listening Comprehension: Passages	100	1	<i>ns</i>	>15%
Oral Fluency	85	16	.10	>15%
Oral Expression	102	1	<i>ns</i>	>15%
Oral Production	94	7	<i>ns</i>	>15%
Pre-Writing Skills	121	20	.05	>15%
Spelling	141	40	.01	≤5%
Written Composition	---	---	---	---
Mathematical Calculation	93	8	<i>ns</i>	>15%
Mathematical Reasoning	85	16	.05	>15%

Listening Comprehension: Passages				
Standard Score: 100				
(Return to Grid)				
Subtest	Standard Score	Absolute Difference	Significance Level	% of Sample
Reading Foundational Skills	125	25	.01	>15%
Letter/Word Reading	122	22	.01	>15%
Reading Fluency	120	20	.01	>15%
Reading Comprehension: Words and Sentences	111	11	<i>ns</i>	>15%
Reading Comprehension: Passages	102	2	<i>ns</i>	>15%
Listening Comprehension: Words and Sentences	101	1	<i>ns</i>	>15%
Listening Comprehension: Passages	100			
Oral Fluency	85	15	.10	>15%
Oral Expression	102	2	<i>ns</i>	>15%
Oral Production	94	6	<i>ns</i>	>15%
Pre-Writing Skills	121	21	.01	>15%
Spelling	141	41	.01	≤5%
Written Composition	---	---	---	---
Mathematical Calculation	93	7	<i>ns</i>	>15%
Mathematical Reasoning	85	15	.05	>15%

Oral Fluency				
Standard Score: 85				
(Return to Grid)				
Subtest	Standard Score	Absolute Difference	Significance Level	% of Sample
Reading Foundational Skills	125	40	.01	≤5%
Letter/Word Reading	122	37	.01	≤10%
Reading Fluency	120	35	.01	≤10%
Reading Comprehension: Words and Sentences	111	26	.01	>15%
Reading Comprehension: Passages	102	17	.05	>15%
Listening Comprehension: Words and Sentences	101	16	.10	>15%
Listening Comprehension: Passages	100	15	.10	>15%
Oral Fluency	85			
Oral Expression	102	17	.10	>15%
Oral Production	94	9	<i>ns</i>	>15%
Pre-Writing Skills	121	36	.01	≤10%
Spelling	141	56	.01	≤5%
Written Composition	---	---	---	---
Mathematical Calculation	93	8	<i>ns</i>	>15%
Mathematical Reasoning	85	0	<i>ns</i>	>15%

Oral Expression				
Standard Score: 102				
(Return to Grid)				
Subtest	Standard Score	Absolute Difference	Significance Level	% of Sample
Reading Foundational Skills	125	23	.01	>15%
Letter/Word Reading	122	20	.01	>15%
Reading Fluency	120	18	.01	>15%
Reading Comprehension: Words and Sentences	111	9	<i>ns</i>	>15%
Reading Comprehension: Passages	102	0	<i>ns</i>	>15%
Listening Comprehension: Words and Sentences	101	1	<i>ns</i>	>15%
Listening Comprehension: Passages	100	2	<i>ns</i>	>15%
Oral Fluency	85	17	.10	>15%
Oral Expression	102			
Oral Production	94	8	<i>ns</i>	>15%
Pre-Writing Skills	121	19	.01	>15%
Spelling	141	39	.01	≤5%
Written Composition	---	---	---	---
Mathematical Calculation	93	9	<i>ns</i>	>15%
Mathematical Reasoning	85	17	.05	>15%

Oral Production				
Standard Score: 94				
(Return to Grid)				
Subtest	Standard Score	Absolute Difference	Significance Level	% of Sample
Reading Foundational Skills	125	31	.01	>15%
Letter/Word Reading	122	28	.01	>15%
Reading Fluency	120	26	.01	>15%
Reading Comprehension: Words and Sentences	111	17	.05	>15%
Reading Comprehension: Passages	102	8	<i>ns</i>	>15%
Listening Comprehension: Words and Sentences	101	7	<i>ns</i>	>15%
Listening Comprehension: Passages	100	6	<i>ns</i>	>15%
Oral Fluency	85	9	<i>ns</i>	>15%
Oral Expression	102	8	<i>ns</i>	>15%
Oral Production	94			
Pre-Writing Skills	121	27	.01	>15%
Spelling	141	47	.01	≤5%
Written Composition	---	---	---	---
Mathematical Calculation	93	1	<i>ns</i>	>15%
Mathematical Reasoning	85	9	<i>ns</i>	>15%

Pre-Writing Skills				
Standard Score: 121				
(Return to Grid)				
Subtest	Standard Score	Absolute Difference	Significance Level	% of Sample
Reading Foundational Skills	125	4	<i>ns</i>	>15%
Letter/Word Reading	122	1	<i>ns</i>	>15%
Reading Fluency	120	1	<i>ns</i>	>15%
Reading Comprehension: Words and Sentences	111	4	<i>ns</i>	>15%
Reading Comprehension: Passages	102	19	.01	>15%
Listening Comprehension: Words and Sentences	101	20	.05	>15%
Listening Comprehension: Passages	100	21	.01	>15%
Oral Fluency	85	36	.01	≤10%
Oral Expression	102	19	.01	>15%
Oral Production	94	27	.01	>15%
Pre-Writing Skills	121			
Spelling	141	20	.01	≤1%
Written Composition	---	---	---	---
Mathematical Calculation	93	28	.01	≤15%
Mathematical Reasoning	85	36	.01	≤5%

Spelling				
Standard Score: 141				
(Return to Grid)				
Subtest	Standard Score	Absolute Difference	Significance Level	% of Sample
Reading Foundational Skills	125	16	.01	>15%
Letter/Word Reading	122	19	.01	>15%
Reading Fluency	120	21	.01	>15%
Reading Comprehension: Words and Sentences	111	30	.01	≤10%
Reading Comprehension: Passages	102	39	.01	≤5%
Listening Comprehension: Words and Sentences	101	40	.01	≤10%
Listening Comprehension: Passages	100	41	.01	≤10%
Oral Fluency	85	56	.01	≤1%
Oral Expression	102	39	.01	≤5%
Oral Production	94	47	.01	≤5%
Pre-Writing Skills	121	20	.01	≤1%
Spelling	141			
Written Composition	---	---	---	---
Mathematical Calculation	93	48	.01	≤5%
Mathematical Reasoning	85	56	.01	≤1%

Mathematical Calculation				
Standard Score: 93				
(Return to Grid)				
Subtest	Standard Score	Absolute Difference	Significance Level	% of Sample
Reading Foundational Skills	125	32	.01	≤10%
Letter/Word Reading	122	29	.01	≤15%
Reading Fluency	120	27	.01	≤15%
Reading Comprehension: Words and Sentences	111	18	.01	>15%
Reading Comprehension: Passages	102	9	<i>ns</i>	>15%
Listening Comprehension: Words and Sentences	101	8	<i>ns</i>	>15%
Listening Comprehension: Passages	100	7	<i>ns</i>	>15%
Oral Fluency	85	8	<i>ns</i>	>15%
Oral Expression	102	9	<i>ns</i>	>15%
Oral Production	94	1	<i>ns</i>	>15%
Pre-Writing Skills	121	28	.01	≤15%
Spelling	141	48	.01	≤1%
Written Composition	---	---	---	---
Mathematical Calculation	93			
Mathematical Reasoning	85	8	.15	>15%

Mathematical Reasoning				
Standard Score: 85				
(Return to Grid)				
Subtest	Standard Score	Absolute Difference	Significance Level	% of Sample
Reading Foundational Skills	125	40	.01	≤5%
Letter/Word Reading	122	37	.01	≤5%
Reading Fluency	120	35	.01	≤10%
Reading Comprehension: Words and Sentences	111	26	.01	≤10%
Reading Comprehension: Passages	102	17	.01	>15%
Listening Comprehension: Words and Sentences	101	16	.05	>15%
Listening Comprehension: Passages	100	15	.05	>15%
Oral Fluency	85	0	<i>ns</i>	>15%
Oral Expression	102	17	.05	>15%
Oral Production	94	9	<i>ns</i>	>15%
Pre-Writing Skills	121	36	.01	≤10%
Spelling	141	56	.01	≤1%
Written Composition	---	---	---	---
Mathematical Calculation	93	8	.15	>15%
Mathematical Reasoning	85			

Qualitative Analysis

Subtest	Standard Score	Characteristic
Letter/Word Reading	122	Word Reading <ul style="list-style-type: none"> <input type="checkbox"/> Letter by letter reading <input type="checkbox"/> Chunking <input type="checkbox"/> Sounding out
Reading Fluency	120	Reading Fluency <ul style="list-style-type: none"> <input type="checkbox"/> Robotic inflection <input type="checkbox"/> Using finger as a guide <input type="checkbox"/> Skipping lines <input type="checkbox"/> Self-correction
Oral Fluency	85	Oral Fluency <ul style="list-style-type: none"> -- Perseverative responses -- Incorrect responses -- No-credit responses
Oral Production	94	Oral Production <ul style="list-style-type: none"> <input type="checkbox"/> Perseverations
Pre-Writing Skills	121	Pre-Writing Skills <p>Handedness:</p> <ul style="list-style-type: none"> <input type="checkbox"/> Right <input type="checkbox"/> Left <input type="checkbox"/> Difficulty holding pen/pencil correctly <input type="checkbox"/> Awkward paper positioning
Spelling	141	Letter Writing <ul style="list-style-type: none"> <input type="checkbox"/> Reversals <input type="checkbox"/> Upper-lowercase confusion Word Writing <ul style="list-style-type: none"> <input type="checkbox"/> Reversals <input type="checkbox"/> Poor legibility <input type="checkbox"/> Self-correction
Mathematical Calculation	93	Mathematical Calculation: Part 1 <ul style="list-style-type: none"> <input type="checkbox"/> Part 1: Reversals of written numbers <input type="checkbox"/> Part 1: Finger counting

Skills Analysis Summary

Reading Foundational Skills		
Skill Category	Items Correct	% Correct
Rhyming	6/6	100
Sound matching	9/9	100
Blending	4/4	100
Segmenting	4/4	100
Deleting	6/6	100
Substitution	3/4	75

Skill Category	Word Reading		Word Writing	
	Items Correct	% Correct	Items Correct	% Correct
Silent vowel	5/27	19	17/26	65
Silent consonant	3/6	50	7/10	70
Long vowel	10/30	33	17/24	71
Short vowel	9/50	18	42/56	75
Consonant blend	5/38	13	24/33	73
Double consonant	0/6	0	5/10	50
Homophone	1/1	100	3/3	100
Irregular	5/21	24	7/15	47

Skill Category	Letter Reading		Letter Writing	
	Items Correct	% Correct	Items Correct	% Correct
Lowercase	6/6	100	1/4	25
Uppercase	9/9	100	4/4	100
Vowel	4/4	100	1/2	50
Consonant	11/11	100	4/6	67

Oral Expression		
Skill Category	Items Correct	% Correct
Grammatical skills	80	12/15
Pragmatic skills	3/10	30
Expressive vocabulary	0/5	0

Mathematical Calculation: Part 1		
Skill Category	Items Correct	% Correct
Counting/sequencing	5/5	100
Comparing numbers	2/2	100
Addition	2/2	100
Writing numbers	6/6	100

Mathematical Calculation: Part 2		
Skill Category	Items Correct	% Correct
Addition	8/8	100
Subtraction	10/11	91
Multiplication	5/7	71
Division	3/7	43
Fractions	3/8	38
Decimals and percentages	3/6	50
Algebra	2/7	29
Exponents or roots	3/8	38
Advanced operations	1/5	20

Mathematical Reasoning		
Skill Category	Items Correct	% Correct
Number concepts	9/13	69
Counting	5/5	100
Comparing numbers	4/5	80
Addition	3/3	100
Subtraction	1/1	100
Multiplication	2/4	50
Division	2/3	67
Pattern recognition/sequencing	3/5	60
Tables and graphs	4/7	57
Time and money	2/3	67
Geometry	8/15	53
Measurement	5/10	50
Fractions	2/5	40
Decimals and percentages	3/4	75
Ratios and probability	0/2	0
Algebra	2/6	33
Exponents or roots	1/1	100
Coordinate plane	1/6	17
Advanced operations	0/8	0
Word problems	11/24	46

AAB Comprehensive Form Subtest/Composite Descriptions

Basic Reading	Reading Foundational Skills (RFS)	Requires the examinee to demonstrate phonological awareness through tasks focused on rhyming, sound matching, blending, segmenting, deleting, and substitution.
	Letter/Word Reading (LWR)	Letter Reading requires the examinee to identify lowercase and uppercase letters. Word Reading requires the examinee to pronounce words of increasing difficulty.
	Reading Fluency (RF)	Requires the examinee to demonstrate oral reading fluency during a timed reading task.
Reading Comprehension	Words and Sentences (RC: WS)	Requires the examinee to point to the written word or sentence that matches a visual stimulus.
	Passages (RC: P)	Requires the examinee to read passages of increasing difficulty and draw a line after each sentence.
Listening Comprehension	Words and Sentences (LC: WS)	Requires the examinee to select the visual stimulus that matches a spoken word or sentence.
	Passages (LC: P)	Requires the examinee to respond orally to literal and inferential questions after hearing a passage read aloud.
Expressive Communication	Oral Fluency (OF)	Requires the examinee to list as many items as possible in 60 seconds when provided a category.
	Oral Expression (OE)	Requires the examinee to demonstrate his or her grasp of pragmatics, grammar, and expressive vocabulary through various oral responses.
	Oral Production (OP)	Requires the examinee to describe an illustrated scene; measures speech output and fluency.
Written Expression	Pre-Writing Skills (PWS)	Requires the examinee to trace lines and figures of increasing difficulty.
	Spelling (SP)	Letter Writing requires the examinee to write lowercase and uppercase letters. Word Writing requires the examinee to correctly spell words of increasing difficulty.
	Written Composition (WC)	Requires the examinee to spontaneously write; evaluates theme, organization, voice, word choice, sentence fluency, presentation, and conventions.
Mathematical Calculation	Mathematical Calculation (MC)	Part 1 requires the examinee to provide oral and written responses to math problems. Part 2 requires the examinee to complete increasingly difficult math calculations in a timed task.
Mathematical Reasoning	Mathematical Reasoning (MR)	Requires the examinee to apply mathematical reasoning to real-life problems through oral response.
AAB Composite		This composite is a summary of all seven composites: Basic Reading, Reading Comprehension, Listening Comprehension, Expressive Communication, Written Expression, Mathematical Calculation, and Mathematical Reasoning.

*** End of Report ***