



Integrated Score Report

by

Kenneth W. Merrell, PhD and PAR Staff

Client Information

Adolescent's name: Sample Client

Teacher: Mrs Story

Child's age: 13

Child's gender: Female

Child's grade: 8

Report date: 05/09/2012

Use of this score report requires a complete understanding of the Social Emotional Assets and Resilience Scales™ (SEARS) scales and its interpretation, applications, and limitations as presented in the SEARS Professional Manual. This report contains raw and standardized scores from various SEARS Rating Forms. Users should refer to the SEARS Professional Manual for procedures and guidelines for the interpretation of this report. Users also should refer to the Professional Manual for information about the psychometric characteristics of the SEARS.

This report should be used as only one source of information about the individual being evaluated. In this respect, no decisions should be based solely on the information contained in this report. The raw and standardized scores contained in this report should be integrated with other sources of information when making decisions about this individual.

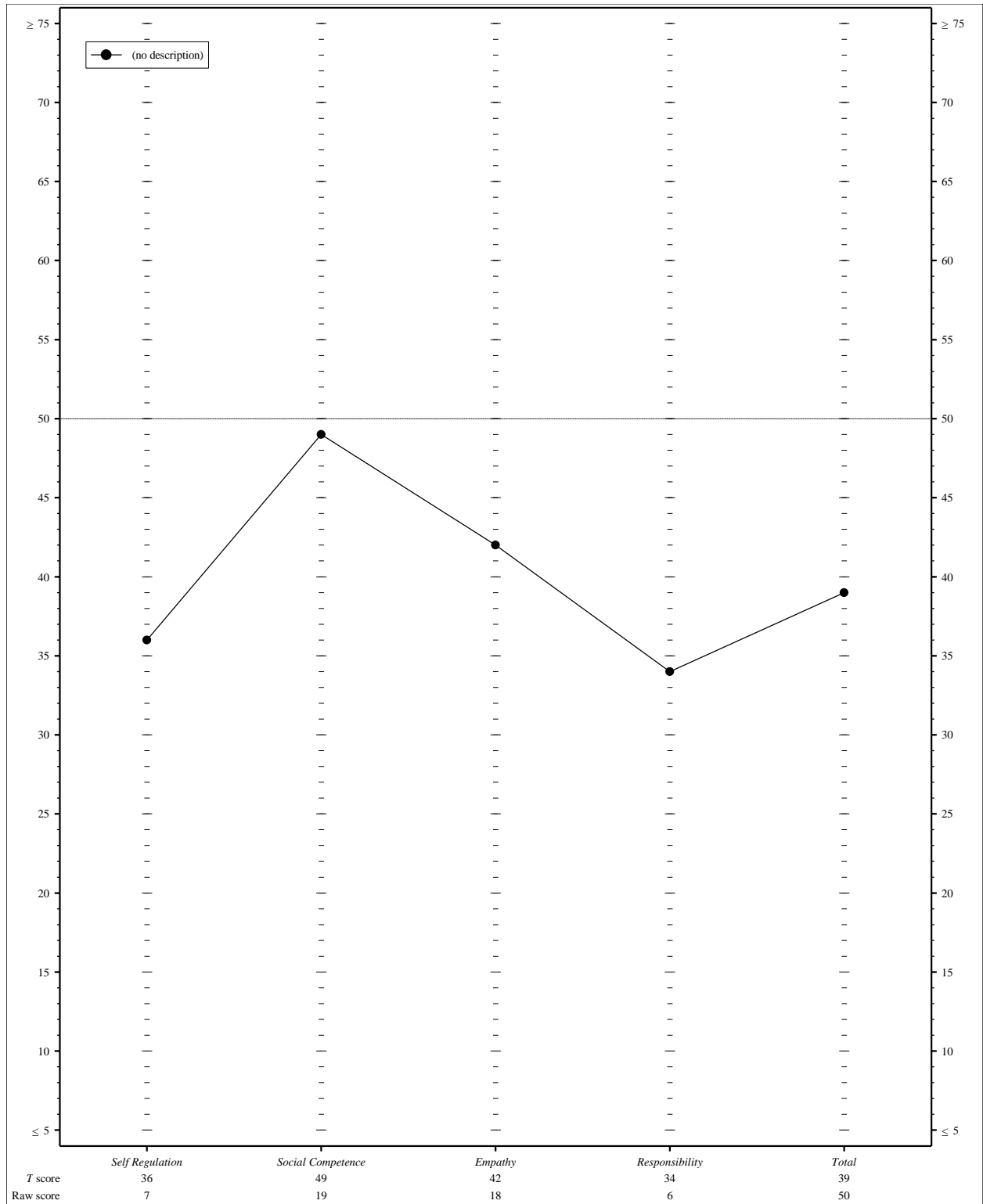
This report is confidential and is intended for use by qualified professionals who have sufficient knowledge of psychometric testing and of the SEARS. *This report should not be released to the respondent or to any individuals who are not qualified to interpret the results.*

SEARS Integrated Score Summary Table

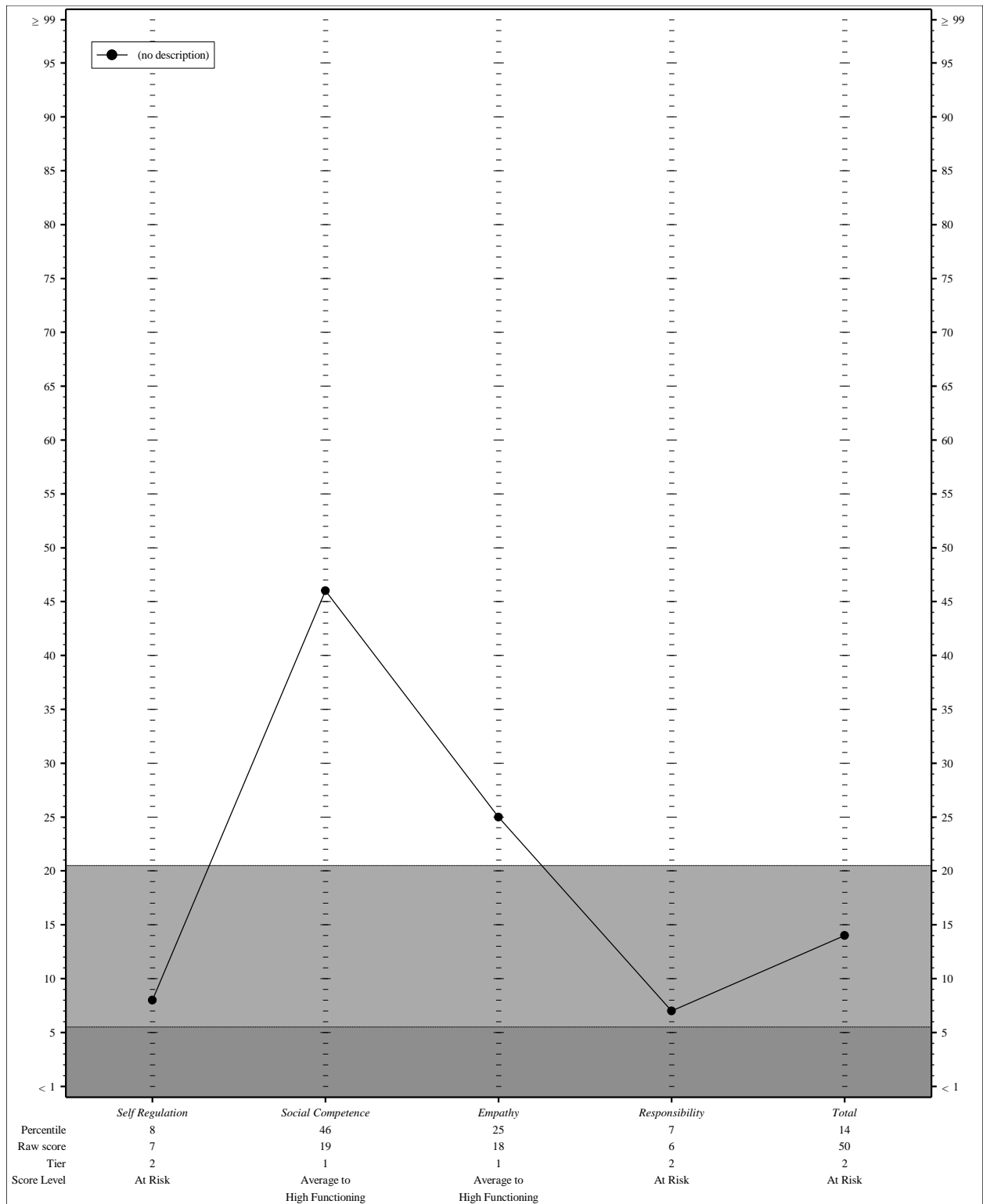
The various SEARS long forms are brief, strength-based measures of social strengths and resilience. The SEARS Integrated Report provides a comparison between an Adolescent's general assessment of his or her own global self-concept and the assessment of that Adolescent's teacher and/or parent.

Form/scale	Raw score	T score (90% CI)	%ile	Tier	Score level
SEARS-A					
Self Regulation (SR)	7	36 (29-43)	8	2	At Risk
Social Competence (SC)	19	49 (43-55)	46	1	Average to High Functioning
Empathy (E)	18	42 (36-48)	25	1	Average to High Functioning
Responsibility (R)	6	34 (27-41)	7	2	At Risk
Total (Total)	50	39 (35-43)	14	2	At Risk
SEARS-T					
Self Regulation (SR)	8	35 (31-39)	8	2	At Risk
Social Competence (SC)	17	46 (42-50)	37	1	Average to High Functioning
Empathy (E)	15	61 (56-66)	88	1	Average to High Functioning
Responsibility (R)	7	32 (28-36)	6	2	At Risk
Total (Total)	47	40 (37-43)	18	2	At Risk

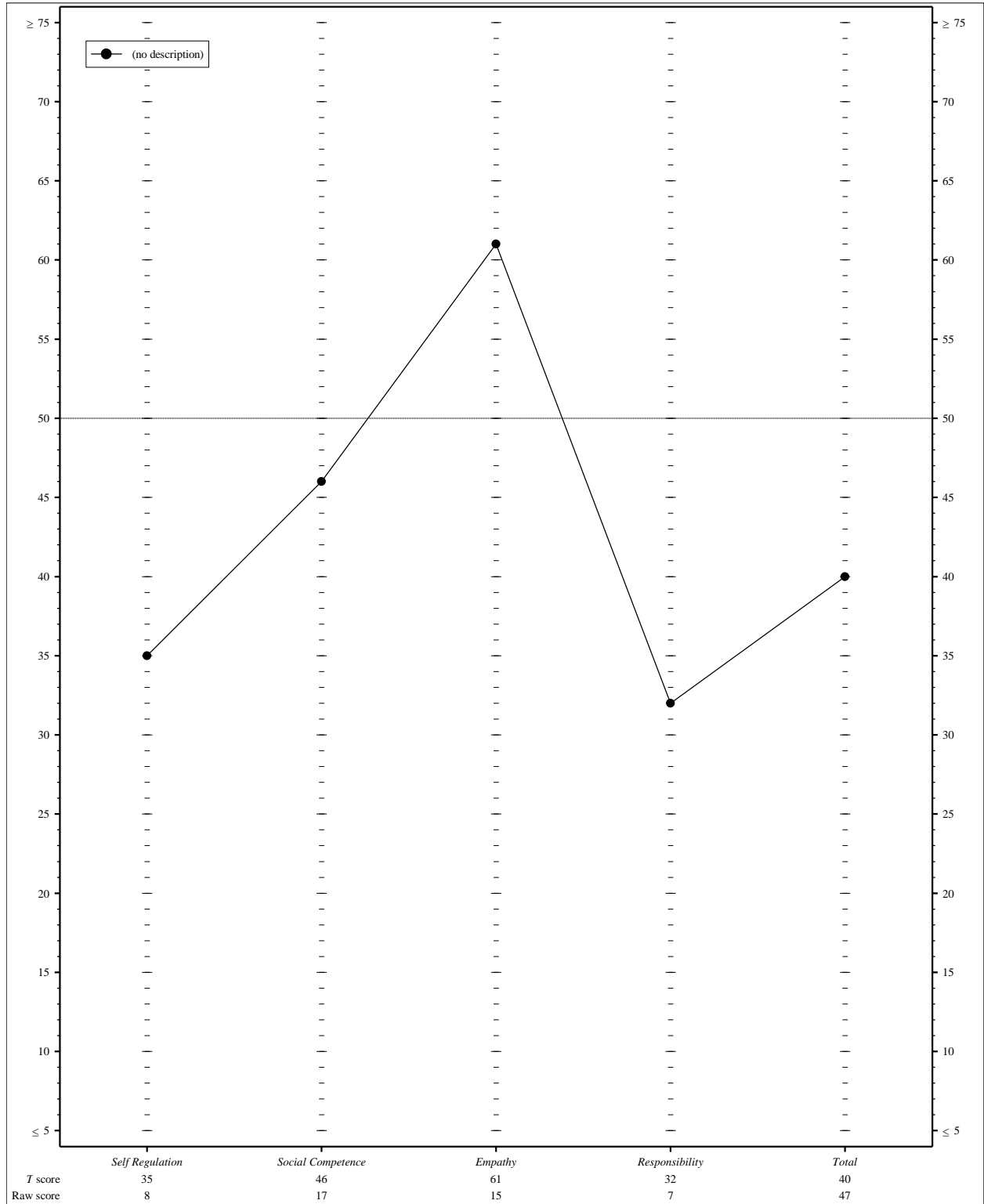
SEARS-A T-Score Profile



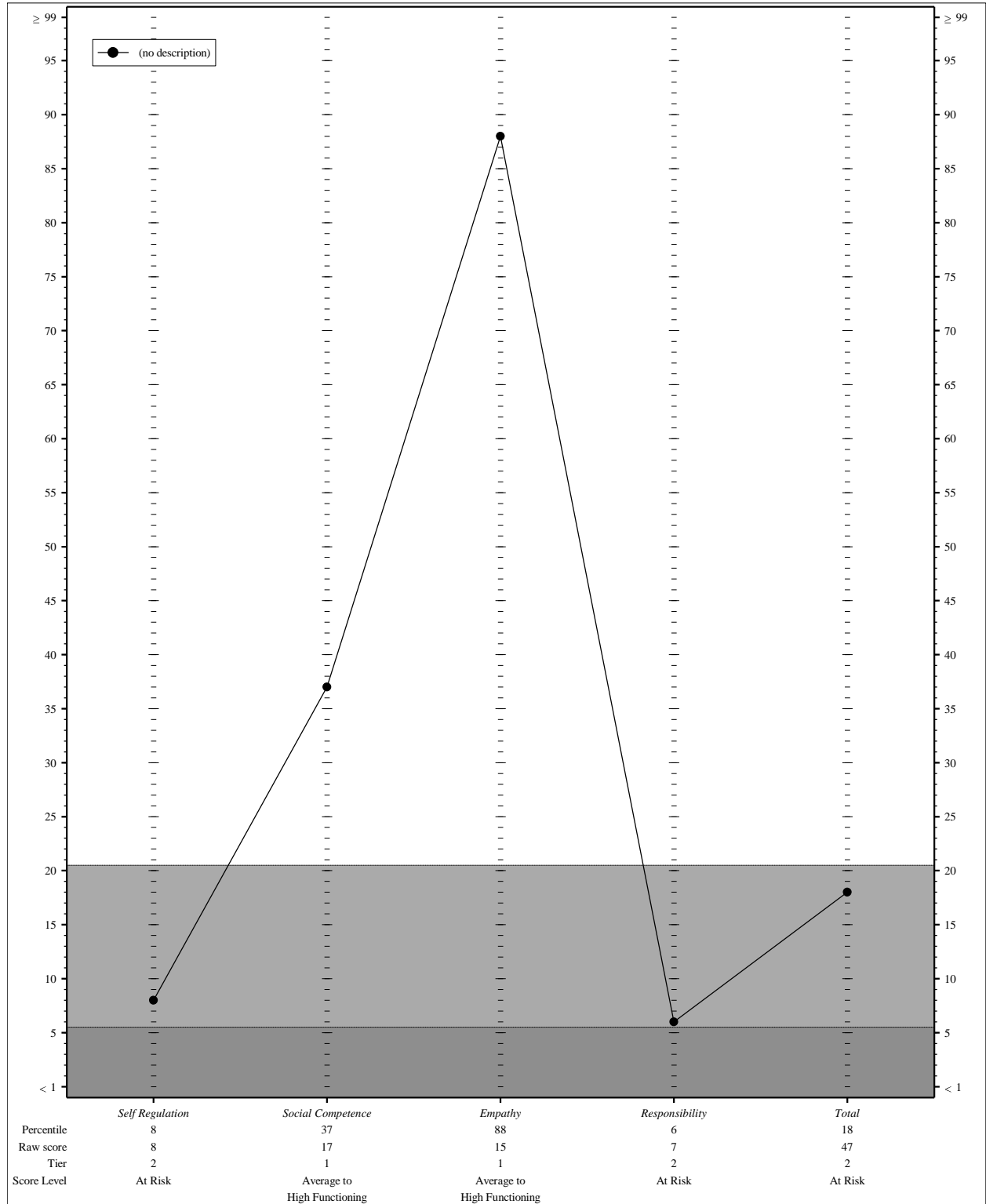
SEARS-A Percentile Profile



Rater 1 Name: Mrs Story (Teacher) SEARS-T T-Score Profile



Rater 1 Name: Mrs Story (Teacher) SEARS-T Percentile Profile



End of Report